



# Chaiduar College

## STUDENT SATISFACTION SURVEY (SSS), SESSION: 2019-2020

---

The STUDENT SATISFACTION SURVEY (SSS) was conducted among the outgoing students of Chaiduar College for the session 2019-20. The survey was conducted with the help of a 20 point questionnaire. These 20 points encompassed various categories such as 'Admission, Administration, Fee', 'Teaching Learning Process', 'Effectiveness of Teaching and Communication', 'Teaching Learning Resources', 'Facilities and Amenities', 'Student Support and Counseling', etc. The students were asked to grade each point/question with rating scale: **1-Poor, 2-Good, 3-Very Good, 4-Excellent**. The SSS was framed to measure the students' levels of satisfaction on Admission Procedure, Fee Structure, Faculty, Laboratories and Equipment, Class rooms, Sports and Cultural Facilities, Hostel facility, Library Facilities, Canteen facility, Sanitation, Teacher-Student Relationship, Regularity of classes, Departments, Handling of Student Grievances at the college, College Administration, Support from administrative office staff, Information Technology and Computer facilities, Career Oriented/Vocational courses, Care for Environment, The level of your satisfaction regarding your overall academic experience in the college

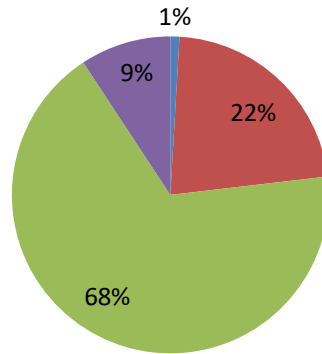
The responses were analyzed below in a table form:

Points to be Graded	Students' responses in percentage (%)			
	Poor	Good	Very Good	Excellent
1. Admission Procedure	1%	24%	73%	10%
2. Fee Structure	1%	25%	70%	14%
3. Faculty	1.50%	52%	15.5%	31%
4. Laboratories and Equipment	1%	37%	26%	36%
5. Class rooms	2%	45%	40%	14%
6. Sports and Cultural Facilities	7%	44%	41%	8%
7. Hostel facility	7%	49%	38%	6%
8. Library Facilities	3%	59%	24%	14%
9. Canteen facility	1%	34%	63%	2%
10. Sanitation	10%	78%	11%	1%
11. Teacher-Student Relationship	1%	27%	61%	11%
12. Regularity of classes	1%	16%	38	55%
13. Departments	1%	11%	57%	31%
14. Handling of Student Grievances at the college	0%	10%	40%	50%
15. College Administration	2%	20%	34%	44%
16. Support from administrative office staff	3%	22%	65%	10%
17. Information Technology and Computer facilities	12%	30%	47%	11%
18. Career Oriented/Vocational courses	20%	21.7%	40.5%	10.8%
19. Care for Environment	4%	31%	53%	12%
20. The level of your satisfaction regarding your overall academic experience in the college	1%	8%	30.6%	60.4%

**ANAYSIS OF STUDENT SATISFACTION SURVEY (SSS), SESSION:  
2019-2020**

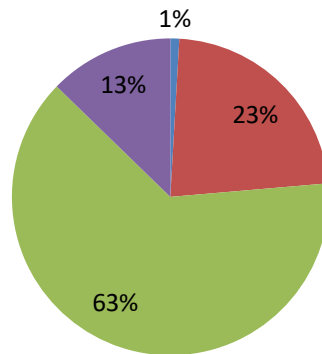
**1. Admission Procedure**

■ Poor ■ Good ■ Very Good ■ Excellent



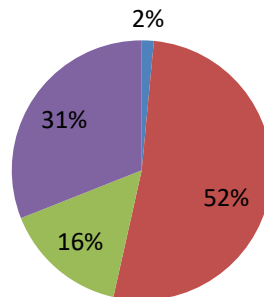
**2. Fee Structure**

■ Poor ■ Good ■ Very Good ■ Excellent



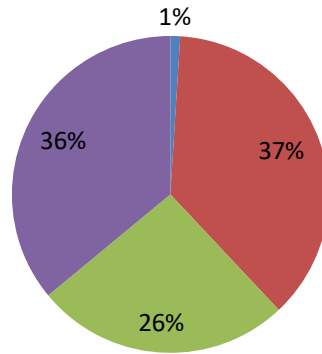
**3. Faculty**

■ Poor ■ Good ■ Very Good ■ Excellent



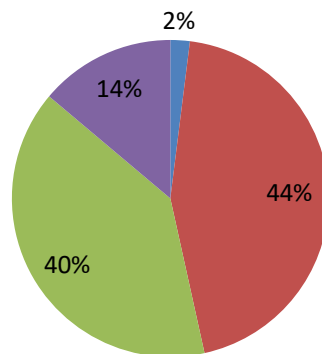
## 4. Laboratories and Equipment

■ Poor ■ Good ■ Very Good ■ Excellent



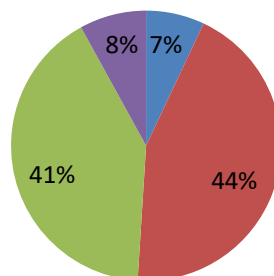
## 5. Class rooms

■ Poor ■ Good ■ Very Good ■ Excellent



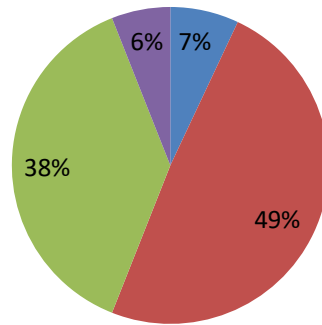
## 6. Sports and Cultural Facilities

■ Poor ■ Good ■ Very Good ■ Excellent



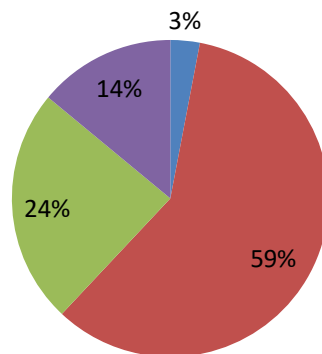
## 7. Hostel facility

■ Poor ■ Good ■ Very Good ■ Excellent



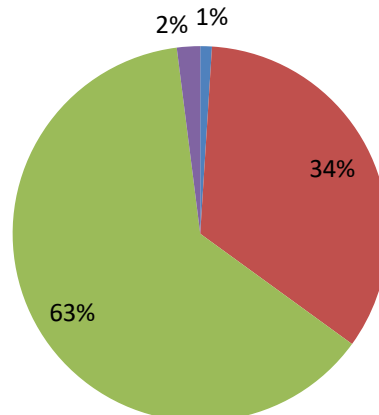
## 8. Library Facilities

■ Poor ■ Good ■ Very Good ■ Excellent



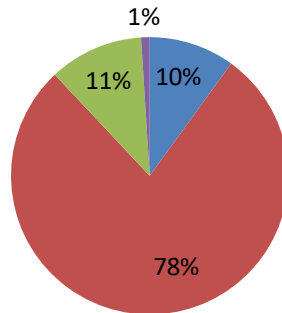
## 9. Canteen facility

■ Poor ■ Good ■ Very Good ■ Excellent



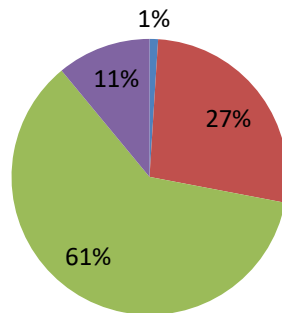
## 10. Sanitation

■ Poor ■ Good ■ Very Good ■ Excellent



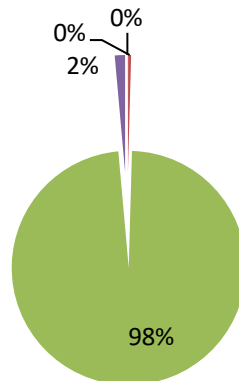
## 11. Teacher-Student Relationship

■ Poor ■ Good ■ Very Good ■ Excellent



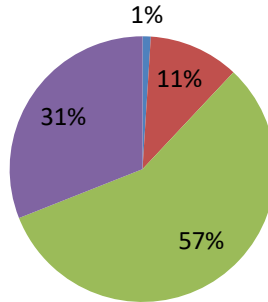
## 12. Regularity of classes

■ Poor ■ Good ■ Very Good ■ Excellent



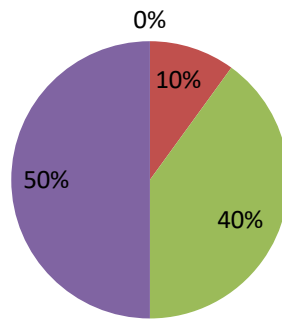
### 13. Departments

■ Poor ■ Good ■ Very Good ■ Excellent



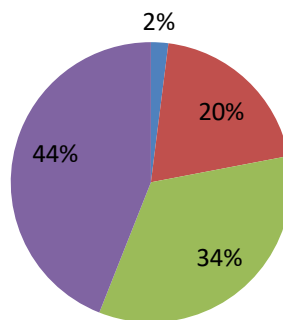
### 14. Handling of Student Grievances at the college

■ Poor ■ Good ■ Very Good ■ Excellent



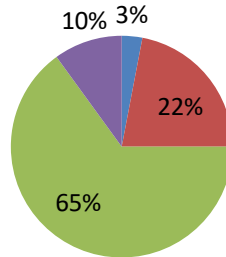
### 15. College Administration

■ Poor ■ Good ■ Very Good ■ Excellent



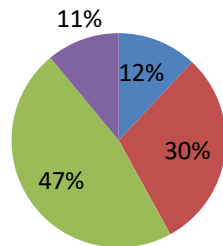
## 16. Support from administrative office staff

■ Poor ■ Good ■ Very Good ■ Excellent



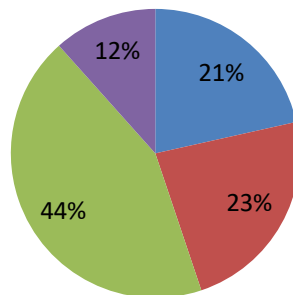
## 17. Information Technology and Computer facilities

■ Poor ■ Good ■ Very Good ■ Excellent



## 18. Career Oriented/Vocational courses

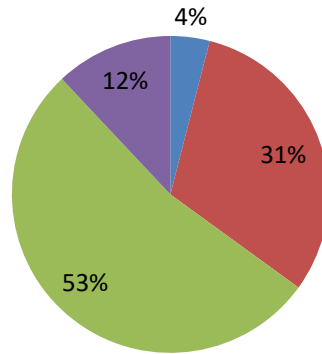
■ Poor ■ Good ■ Very Good ■ Excellent





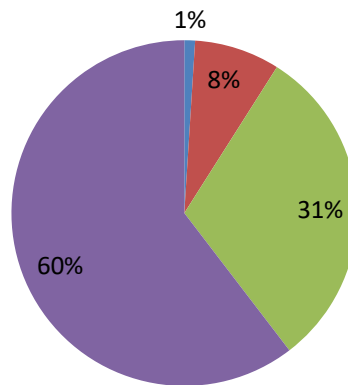
## 19. Care for Environment

■ Poor ■ Good ■ Very Good ■ Excellent



## 20. The level of your satisfaction regarding your overall academic experience in the college

■ Poor ■ Good ■ Very Good ■ Excellent



  
Principal  
Chaiduar College